



# SafeSport Abuse Training



Start by accessing the SafeSport website

[\*\*SAFESPORT WEBSITE\*\*](#)

To register click **SIGN IN** – top right corner



### Sign In

[Forgot Password?](#)

Click **REGISTER** to create a new account.

Enter all requested information.  
Click **NEXT**

### Register : 1 Account

First Name \*

Last Name \*

Email \*

Password \*

Confirm Password \*

Primary Position(s) \*

Administrator  Athlete  Coach  Official  Parent  Volunteer

Membership(s) \*



**Add Membership**

If you wish to receive completion credit from your organization, you must add any memberships here. Click here to set up.

Under membership select U.S. Soccer and enter access code:

**Code will be given to you by your member club**

To complete registration you will receive an email to confirm your email address. You must respond to this email to activate your account.

Add Membership ✕

Organization \*

U.S. Soccer ▾

Access Code \*

\_\_\_\_-\_\_\_\_-\_\_\_\_-\_\_\_\_

Cancel

Save

Recent Activities

- Emotional and Physical Misconduct  
Certificate
- Mandatory Reporting: Understanding Your Responsibilities  
Certificate
- Sexual Misconduct Awareness Education  
Certificate

Complete	Incomplete
3	0

SafeSport Trained  
The U.S. Olympic Committee and your national sport organization require all specified individuals to complete this education requirement.  
Certificate

The training has three 30 minute modules that cover:

- Sexual Misconduct Awareness
- Mandatory Reporting
- Emotional & Physical Misconduct

Training is good for two years.

Start

Language

English


Instructions

- ✓ Each lesson must be completed before advancing.
- ➔ Once you have completed a lesson, use the next arrow to advance.
- ☰ Use the menu to view a list of all lessons, including those which you have completed.
- 🕒 Return at any time and pick up where you left off.

You can select which language you wish the videos to play in after starting a module

Disclaimer





#### DESCRIPTION

The U.S. Olympic Committee and your national sport organization education requirement.

#### REQUIREMENTS

3 required activities and at least 3 total credit(s)



After all three modules are completed you will be able to download your SAFESPORT TRAINED certificate

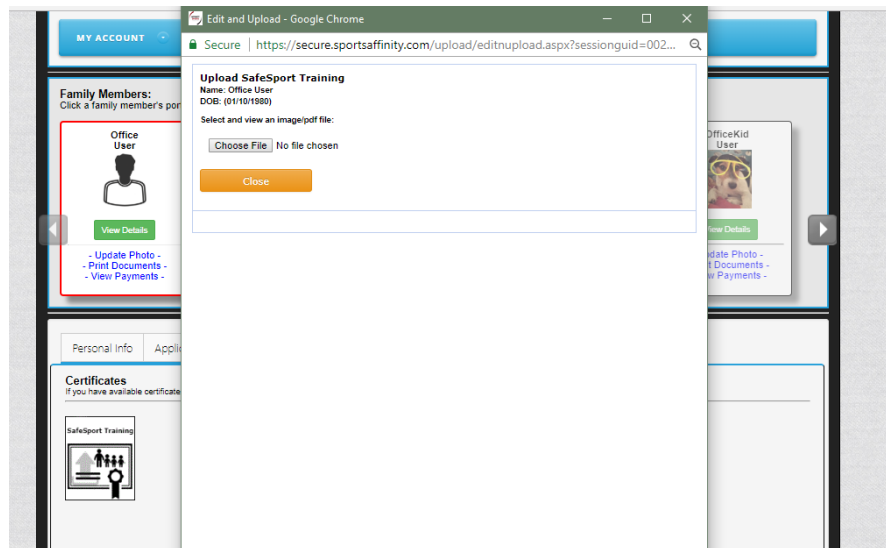
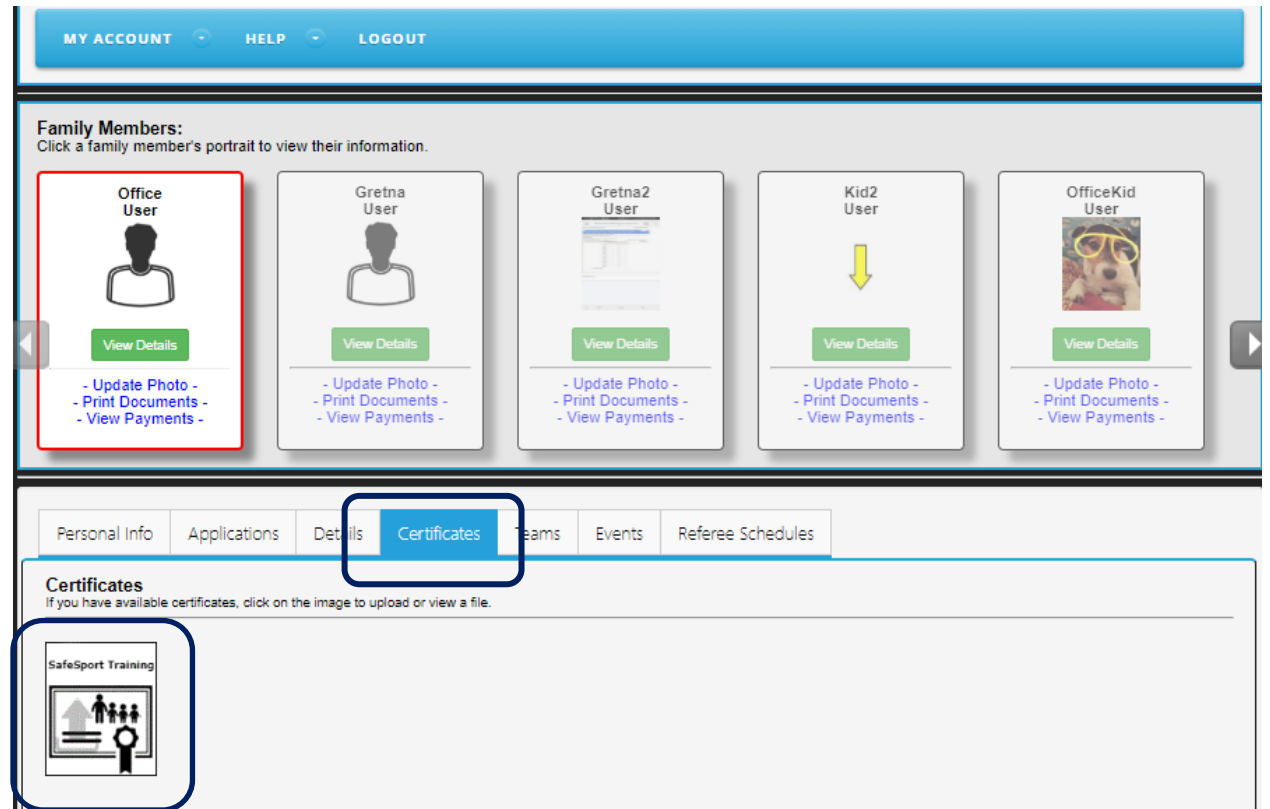
This certificate will need to be added to Affinity to activate your team. You can upload directly to your family profile.

Login to your Affinity account

[AFFINITY WEBSITE](#)

Click on the **CERTIFICATES** tab

Click the SafeSport Training image and choose file to upload.



# ADDITIONAL QUESTIONS

To reach Affinity Sports technical support line:

**Office Phone:** 855-859-4586

**Office Hours:**

Monday - Friday 7:00 AM - 6:00 PM PT

Saturday and Sunday 7:00 AM - 3:30 PM PT